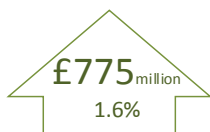
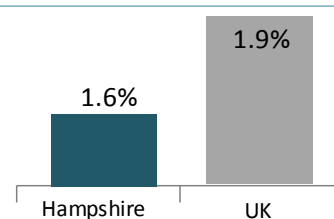


Economic Overview

Economy



£50.8 billions



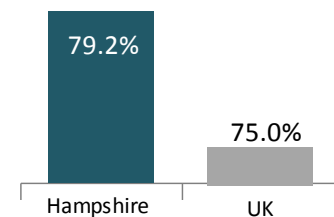
Annual Change
Economic growth in the largest economy in the South East region lagged the UK average in 2017 but growth was ahead of the South East average

GVA £ billions (2017)
National comparison

Labour Market




901,300



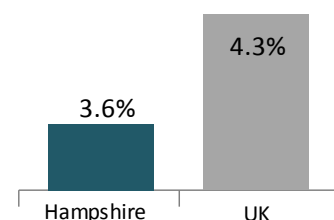
Annual Change
Employment dips in 2018 following exceptionally strong growth in the previous year.

In employment (2018)
National comparison

Labour Market



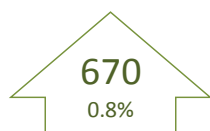
33,600



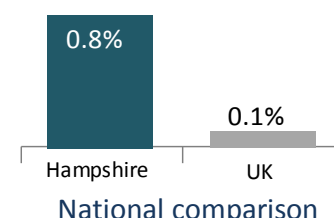
Annual Change
Unemployment increased in 2018 but the rate remains well below the UK average

Unemployed (2018)
National comparison

Businesses



86,440



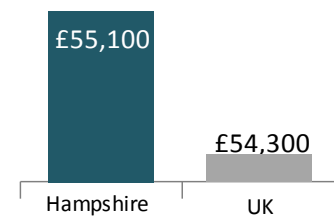
Annual Change
Large business base with sluggish growth in 2018 but nevertheless significantly faster than the UK average.

Businesses (2018)
National comparison

Productivity



£55,100



Annual Change
More productive than UK average with exceptionally strong growth in labour productivity in 2017 but productivity growth driven by fewer jobs (productivity jobs)"

GVA per Job (2016)
National comparison

Hampshire (Hampshire County Council, Portsmouth City Council and Southampton City Council areas)
Source: ONS: 2017 and 2018 (latest data). 'ppts' percentage points.

Sectoral Overview



Marine & Maritime

Businesses



Annual Change



% Annual Growth



Business 2018

Employees



Annual Change



% Annual Growth




Employees 2017



Aerospace & Defence

Businesses



Annual Change



% Annual Growth



Business 2018

Employees



Annual Change



% Annual Growth



Employees 2017



Tourism & Visitor Economy

Businesses



Annual Change



% Annual Growth



Business 2018

Employees



Annual Change



% Annual Growth



Employees 2017