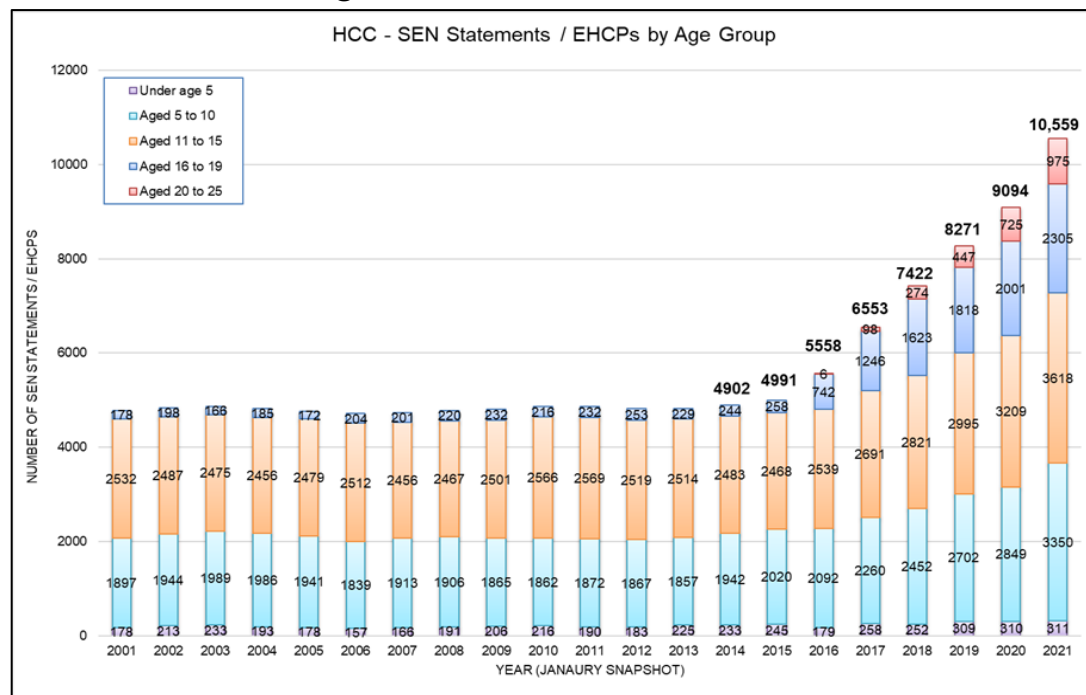


Presentation for Children and Young People Select Committee

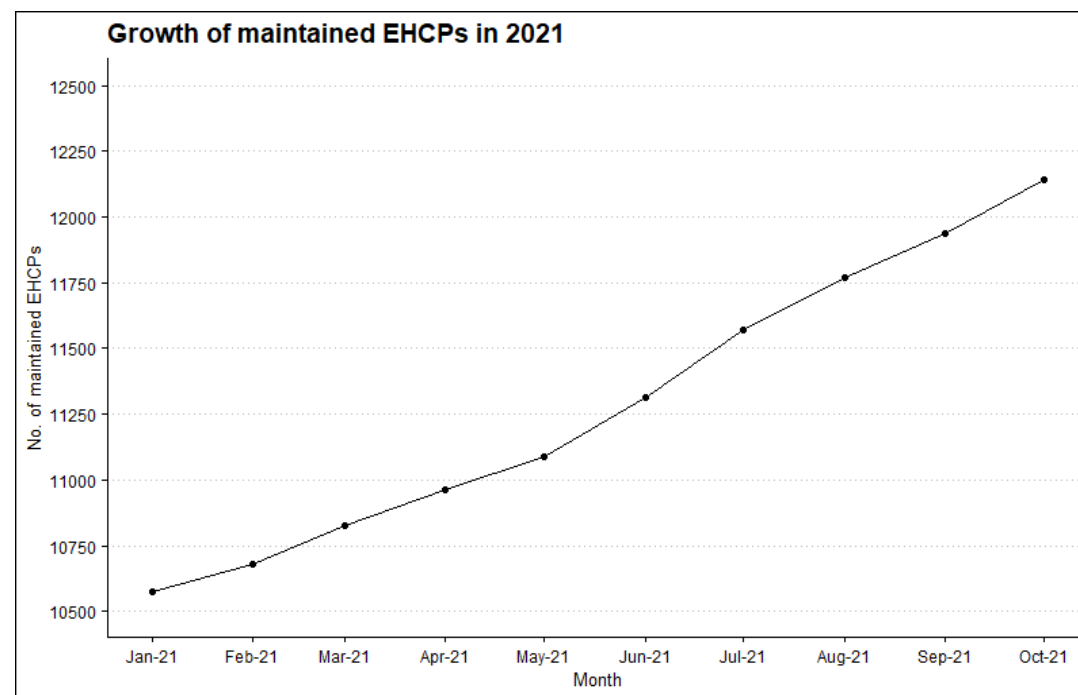
Jayne Howarth
SEND Service Delivery Manager

Maintained EHC Plans

Between the reforms taking effect in 2015 and January 2021 there has been a 135% increase in the number of EHC Plans being maintained.

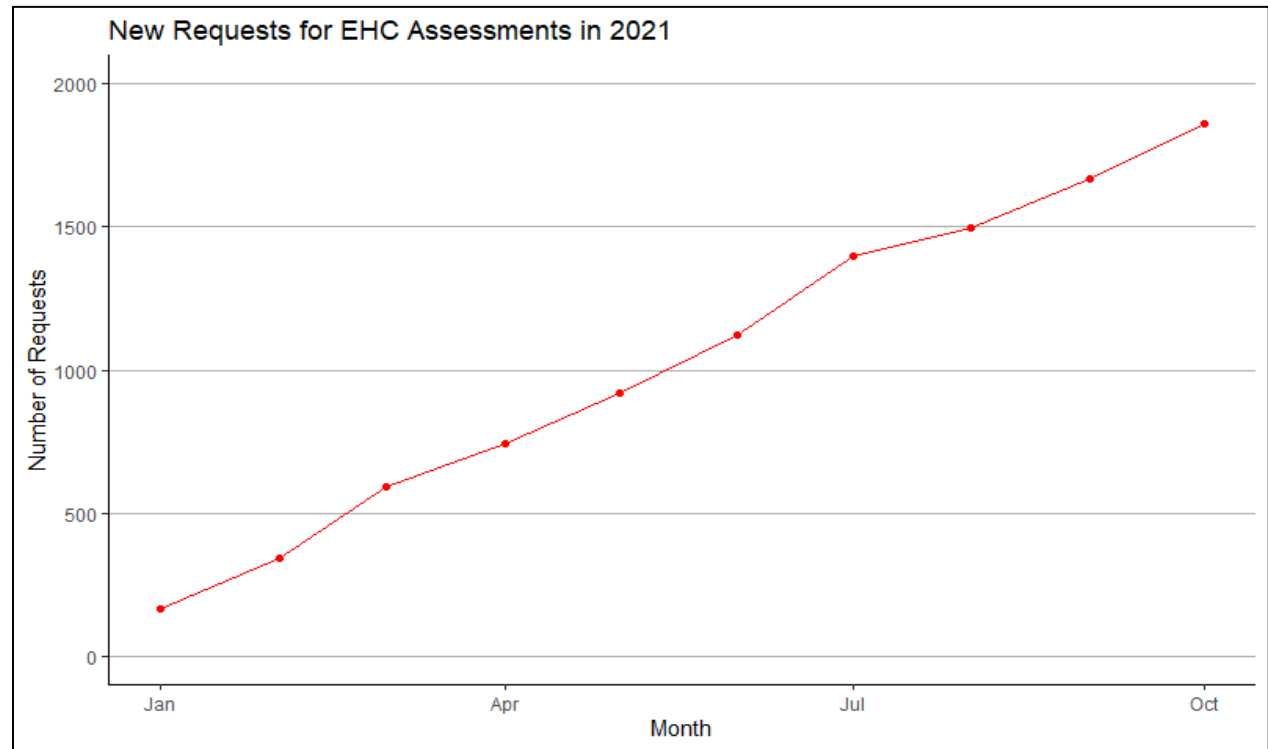


This growth has accelerated in 2021 and as of the end of October, Hampshire maintain over 12,000 EHC Plans.



Requests for Assessments

- Averaging 186 requests per month.
- Over 1,850 this calendar year so far.



EHC Assessment Timeliness

Decision to Assess timeliness has increased, the 3-month rolling average was 66% in January 2021 and by the end of October it had increased to over 90%.

Month-Year	Decisions to Assess	% in time
Jan-21	145	66%
Feb-21	190	52%
Mar-21	197	57%
Apr-21	190	69%
May-21	149	50%
Jun-21	278	62%
Jul-21	205	82%
Aug-21	283	87%
Sep-21	149	92%
Oct-21	175	93%

Decision to Issue an EHC Plan timeliness has increased, the 3-month rolling average was 7% in January 2021 and by the end of October it had increased to 41%.

Month-Year	Decisions to Issue	% in time
Jan-21	109	16%
Feb-21	104	19%
Mar-21	148	17%
Apr-21	175	10%
May-21	165	13%
Jun-21	278	14%
Jul-21	296	15%
Aug-21	261	37%
Sep-21	205	37%
Oct-21	246	45%

Issuing EHC Plans

Month	Number of plans issued	Average time taken (Days)	Month	Number of plans issued	Average time taken (Days)
Jan-20	109	320	Jan-21	99	342
Feb-20	64	337	Feb-21	101	325
Mar-20	61	349	Mar-21	150	356
Apr-20	63	343	Apr-21	126	317
May-20	82	331	May-21	131	317
Jun-20	163	343	Jun-21	221	349
Jul-20	144	338	Jul-21	259	316
Aug-20	169	367	Aug-21	225	315
Sep-20	387	400	Sep-21	232	275
Oct-20	139	337	Oct-21	240	276
Nov-20	109	291			
Dec-20	99	304			

- In 2020, the Service has issued 1,589 EHC Plans. So far in 2021, the Service has issued 1,784 EHC Plans.
- From June 2021 the Service has increased the volume of plans being issued and the average time to issue an EHCP is falling.

Data from Capita – excludes exceptions and those not valid for SEN 2

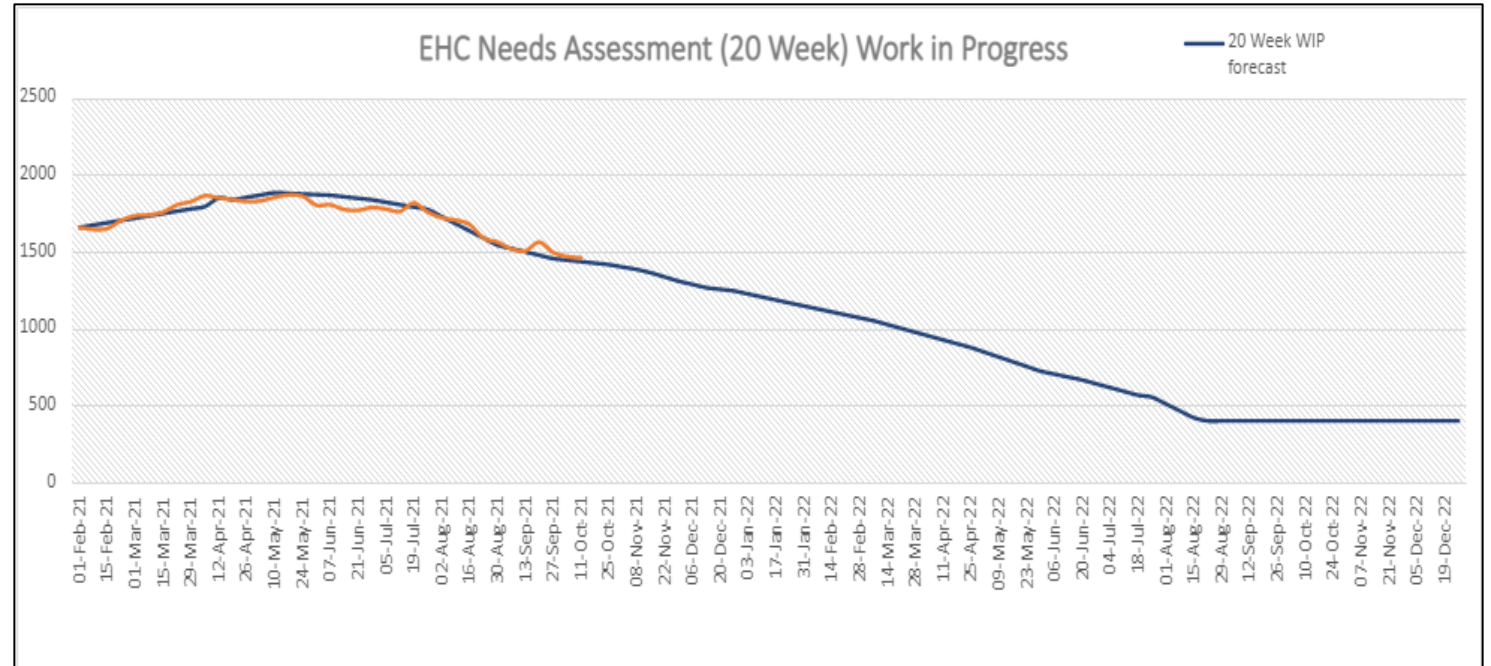
EHCP Timeliness

- The timeliness is improving in line with the recovery plan, with the aim of being in line with the national average by the end of this academic year.

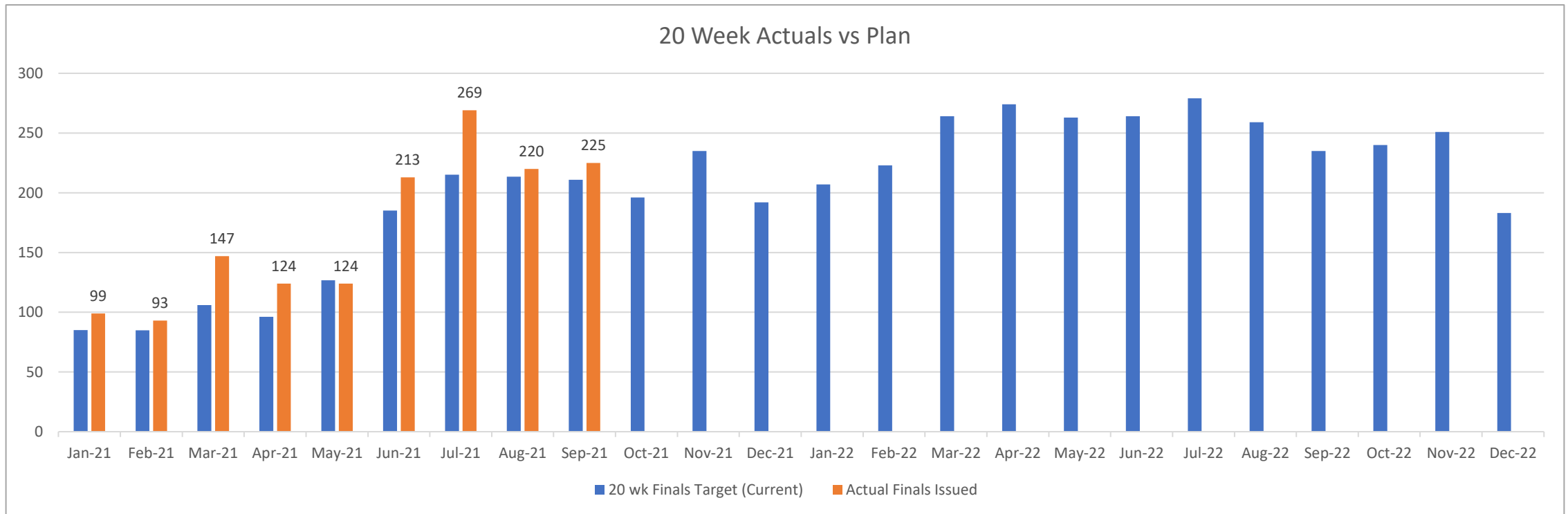
Month	% within timescale	Cumulative %
Jan-21	2%	2%
Feb-21	10%	6%
Mar-21	8%	7%
Apr-21	5%	6%
May-21	9%	7%
Jun-21	9%	7%
Jul-21	11%	8%
Aug-21	8%	8%
Sep-21	28%	11%
Oct -21	23%	13%

Cases out of time

- Long term plan in place to reduce cases out of time and improve timeliness.
- 03 March – 1,727
- 31 October – 1,429
- Just under half are out of time – i.e. they exceed 20 weeks.



EHC plans Issued – Target v Plan

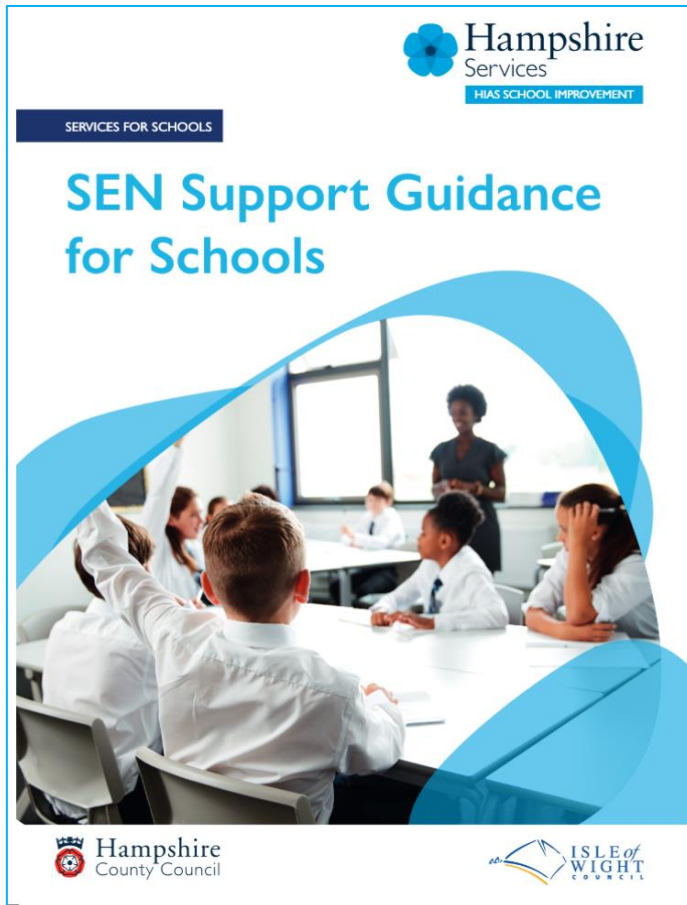


Educational Psychology Advice

- Service is submitting on average 190 advices per month.
- Over 1,900 advices have been completed this year.



SEN Support Strategy



- SEN Support – a level of need identified within the SEND Code of Practice.
- Revised guidance for schools launched February 2021.
- Schools, parent/carers, children and young people were key contributors to the revision.
- A drive to ensure the guidance underpins strong practice in every classroom and every school.
- High-quality, inclusive teaching is key.
- A range of strategies and professional development opportunities available to schools to build capacity across the system in order to meet needs at this level.
- Targeted development work for different layers; headteachers, middle leaders, class teachers, SENCos, support staff, governors, recently qualified and trainee teachers.

Banding Framework

- A new way of funding mainstream school top-up.
- The Banding Framework was finalised and implemented from 1st September 2021.
- We have now issued 147 plans on the banding system.
- School staff & governors received training last term and further refresher training is planned before the end of Autumn term.

SEN Capital Place Planning Strategy

- The total number of places available in specialist and resource provision is 1745 primary and 2040 secondary places.
- DfE allocated £6.4M over 3 years (2017-2020) and a further £6.8M in 2021.
- The Government has announced further Capital funding for specialist placements, but we do not yet know the amount for Hampshire.

SEN Capital Place Planning Strategy

For September 2021:

184 places created:

- 2 school refurbishments (Forest Park & Saxon Wood)
- 5 Resource Provisions (Bedenham, Wildground Junior, Ashley Infant, Noadswood, South View Infant and Junior)
- 1 new school (Austen Academy)

Being developed for 2022:

Additional places being developed:

- Mark Way School, Andover
- Norman Gate School, Andover
- Henry Tyndale School, Farnborough
- Redlands Primary, Fareham (for hearing impairments)
- Pinewood Infant School, Farnborough
- Guillemont Junior School, Farnborough

Preparation for Adulthood

- Employment
 - We have developed a county wide, joined up and high performing employability offer for SEND young people which focuses on progression into sustained paid employment.
 - Employability Hubs became operational in Autumn 2020, with a further 4 hubs that opened this term.
 - From 2022 it is hoped new Independence Hubs will be open in FE Colleges for young people with complex needs.

High Needs Block Funding

The High Needs Block DSG allocation has increased over the last three years however there continues to be a pressure each year due to increases in demand and complexity of needs

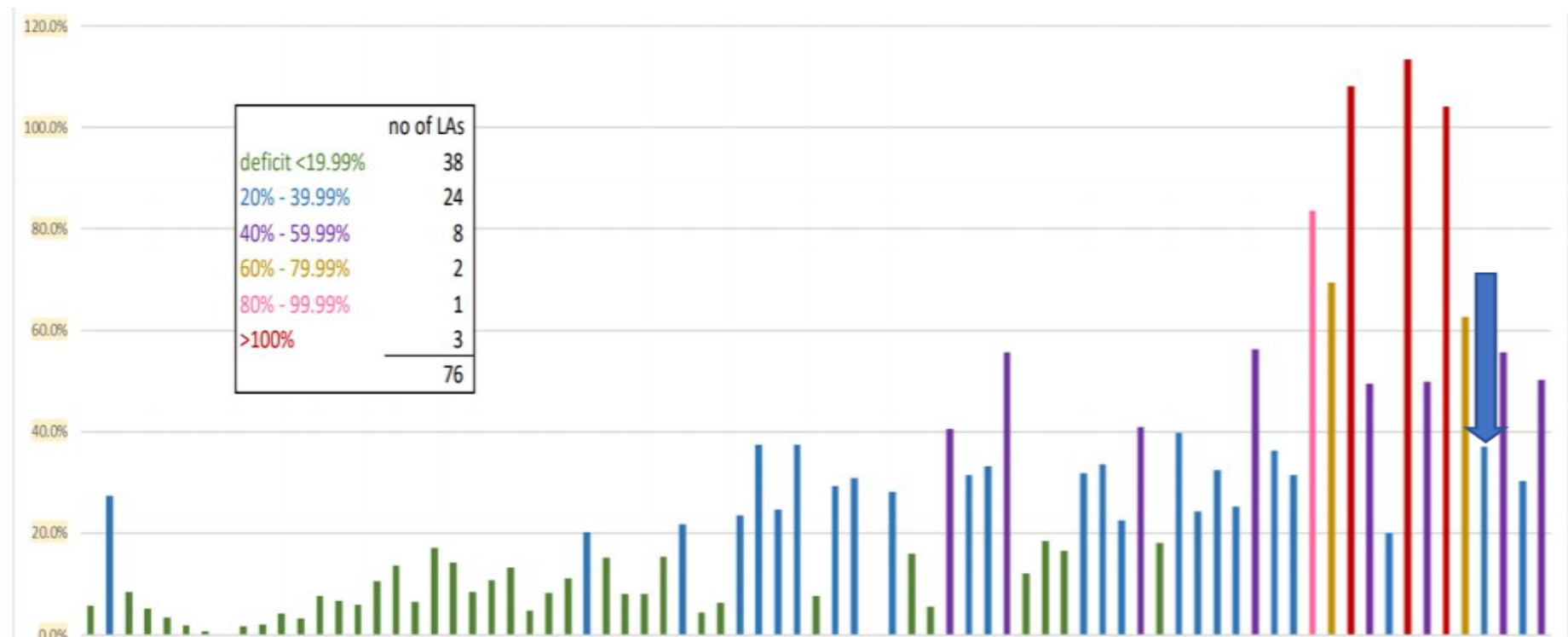
- The provisional allocation of High Needs Block funding for Hampshire for 2022/23 is £168.6m which equates to £962 per mainstream pupil
- The average level of funding per pupil in South East authorities is £1,071
- If Hampshire was funded at the South East authorities average level then we would receive an additional £19 million which would almost deliver a balanced budget.

Year	High Needs allocation	Increase in funding	In-year High Needs pressure
2019/20	£115.7m	£4.1m	£15.2m
2020/21	£135.1m	£19.4m	£15.8m
2021/22	£152.9m	£17.9m*	£22.4m

**includes £2.5m for baselining of Teachers Pay and Pension Grants*

High Needs Block Budget

- The Hampshire deficit as a proportion of the High Needs Block is not currently an outlier:



- Based on survey undertaken by f40 – autumn 2020