

New Video Resource for Child Exploitation





Current Training for Schools

- St Giles Trust
- Years 6/7 – Violence Reduction Unit (VRU)
- Year 10 - VRU
- Ad Hoc Willow Training
- PSHE

Hampshire Willow Team & Strong Island Media have produced a series of films and resource packs to support teaching about Child Exploitation.



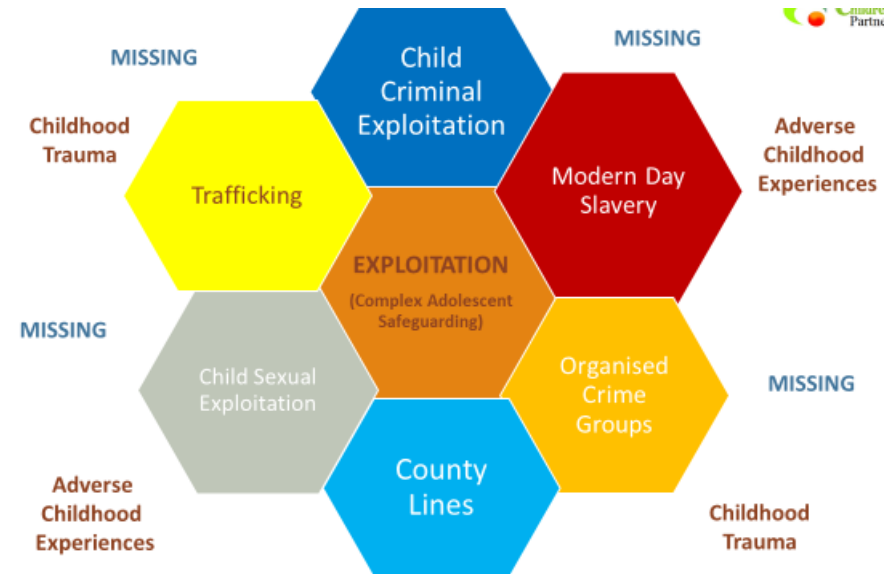
The Offer

- Funded by OPCC & Hampshire VRU and directed through Willow Team & Strong Island Media
- 5 Videos lasting 5/6 minutes on exploitation and grooming scenarios
- An overarching scenario but also stand-alone
- A free resource to all schools
- Simple and generic exploitation topics aimed at Key Stage 3, flexible enough to be used in non-school settings and individual work

Topics Covered

- Push & Pull Factors
- Reality Vs Consequences
- Healthy & Unhealthy Relationships

- Drug Issues
- Power & Control
- Grooming Lines



Making Safer Choices

Film Links

FILM 1 - DO I HAVE A CHOICE?

WATCH: <https://youtu.be/zmwQ2i4V2Us>

FILM 2 - WHAT DO I REALLY WANT?

WATCH: <https://youtu.be/0q97SYyh6pgg>

FILM 3 - WHERE DO I GO NEXT?

WATCH: <https://youtu.be/o7UUZ5KsAyg>

FILM 4 - WHAT IS GOING TO HAPPEN TO ME?

WATCH: <https://youtu.be/yoKXklCdnsE>

FILM 5 - WHAT'S NEXT?

WATCH: <https://youtu.be/l6zAiTakVyc>

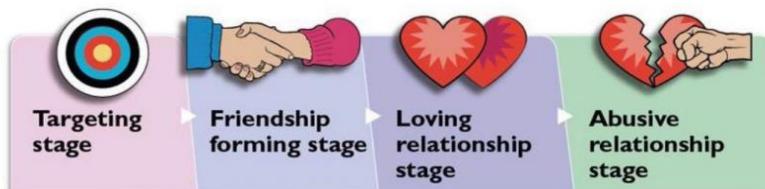
Example Resources

ACTIVITY 1- PUSH FACTORS

The below factors can be cut into statement cards and young people encouraged to identify different push/pull factors.

Neglect: Not Feeling/Being Cared For	Arguing With Family At Home	Unhappy With Care Placement	Aims Unsuitable Home Environment	Substance Misuse Within The Home
Issues At School	Mental Health Parents Or Own	Being Bullied	Getting Into Trouble	Feeling Lonely
No One Checking How You Are Or Checking Where You Are	Parents/Carers Fighting	Needs Of Siblings Taking Over	Experiencing A Lot Of Moves Or Placements	Lots Of Unknown Visitors Coming In And Out Of The Home

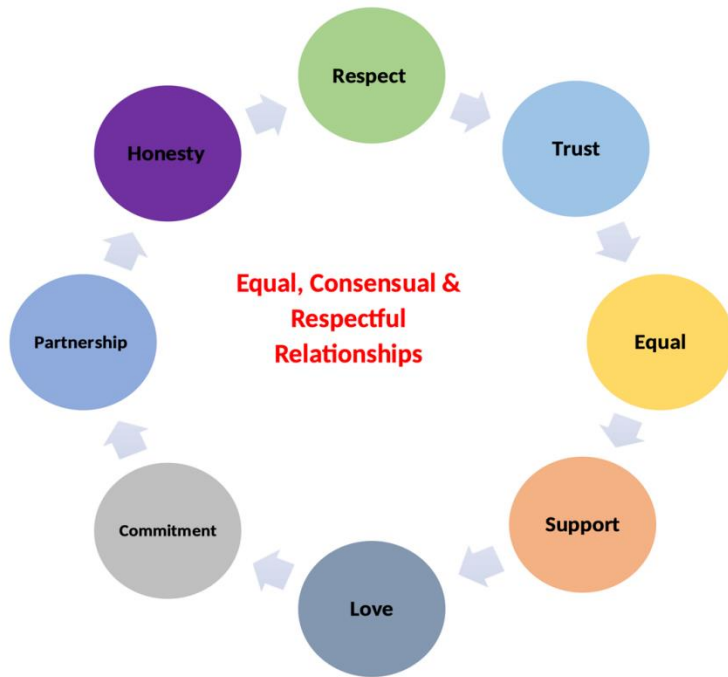
The Grooming Line



Exploitative relationships are complex and parallel experiences of victims of domestic abuse

Example Resources


ACTIVITY 3 - WHEEL OF EQUAL CONSENSUAL AND RESPECTFUL RELATIONSHIPS



ACTIVITY 3 - STAY SAFE ACTIVITY

Think about the 2 points in video below and use the speech/thought bubbles to think about what David could have said or done in this situation to stay safe.

When Callum asked if David would you like to earn some money.



Q £ A